

**COUNTY OF CLEVELAND, NORTH CAROLINA**  
**AGENDA FOR THE REGULAR COMMISSION MEETING**

**October 16, 2018**

**6:00 PM**

**County Commissioners Chamber**

- 
- **Call to Order and Determination of a Quorum** - Commission Chair
  - **Pledge of Allegiance and Invocation** (Please stand for the Pledge of Allegiance and remain standing for the Invocation)
  - **Recognition of Elected Officials**
  - **Recognition of Veterans**
  - **Recognition of Law Enforcement**
  - **Recognition of County Department Heads**

**1. MOTION TO ADOPT THE PROPOSED AGENDA**

*(Only emergency items shall be added to the agenda. Upon approval of the Commission Chair and County Commission, the item will be added.)*

**SPECIAL RECOGNITION**

- 2.** Recognition of County Employee Education Training in Fiscal Year 2017/2018

Susan Allen, Vice-Chair

**3. CITIZEN RECOGNITION**

*The citizen recognition portion of the meeting is an opportunity for persons wishing to appear before the Commission to do so. Each presentation will be limited to three (3) minutes. The Board is interested in hearing citizen concerns, yet speakers should not expect comment, action, or deliberation on subject matter brought up during this segment. Topics requiring further investigation will be referred to the appropriate county agency.*

#### **4. CONSENT AGENDA**

*Motion to approve the following Consent Agenda items: (Consent items will be adopted with a single motion, second and vote, unless a request for removal from the Consent Agenda is heard from a Commissioner.)*

- A.     **Minutes**                   Minutes from the October 2, 2018 Regular Commissioners Meeting
- B.     **Tax**                     September 2018 Collection Report  
       **Administration**
- C.     **Tax**                     September 2018 Abatements and Supplements  
       **Administration**

#### **REGULAR AGENDA**

- 5.     Agricultural Economic Development Update  
       Greg Traywick, Extension Director
- 6.     Sale of County Auctioned Property  
       Phyllis Nowlen, Clerk to the Board
- 7.     Resolution Approving Conveyance of Property to the City of Kings Mountain  
       Elliot Engstrom, Senior Staff Attorney

#### **BOARD APPOINTMENTS**

- 8.     Partners Behavioral Health Board  
       Phyllis Nowlen, Clerk to the Board

#### **COMMISSIONER REPORTS**

#### **ADJOURN**

*The next meeting of the Cleveland County Board of Commissioners will be held on Tuesday, November 6, 2018 at 6:00pm in the Commissioners Chamber.*

**COUNTY OF CLEVELAND, NORTH CAROLINA**

**AGENDA ITEM SUMMARY**

---

**Recognition of County Employee Education Training in Fiscal Year 2017/2018**

---

**Department:**

**Agenda Title:** Recognition of County Employee Education Training in Fiscal Year 2017/2018

**Agenda Summary:** Susan Allen, Vice-Chair

**Proposed Action:**

---

**ATTACHMENTS:**

File Name

Description

No Attachments Available

**COUNTY OF CLEVELAND, NORTH CAROLINA**

**AGENDA ITEM SUMMARY**

---

**Citizen Recognition**

---

**Department:**

**Agenda Title:**

**Agenda Summary:**

**Proposed Action:**

---

**ATTACHMENTS:**

File Name

Description

No Attachments Available

# COUNTY OF CLEVELAND, NORTH CAROLINA

## AGENDA ITEM SUMMARY

---

### Minutes

---

**Department:** Minutes

**Agenda Title:** Minutes from the October 2, 2018 Regular Commissioners Meeting

**Agenda Summary:**

**Proposed Action:**

---

#### ATTACHMENTS:

File Name	Description
<input type="checkbox"/> 10-02-2018_Minutes.pdf	10022018 Minutes

**Cleveland County Board of Commissioners**  
**October 2, 2018**

The Cleveland County Board of Commissioners met in a regular session on this date, at the hour of 6:00 p.m. in the Commission Chamber of the Cleveland County Administrative Offices.

**PRESENT:** Eddie Holbrook, Chairman  
Susan Allen, Vice-Chair  
Johnny Hutchins, Commissioner  
Ronnie Whetstine, Commissioner  
Doug Bridges, Commissioner  
Brian Epley, County Manager  
Tim Moore, County Attorney  
Phyllis Nowlen, Clerk to the Board  
Kerri Melton, Assistant County Manager  
Elliot Engstrom, Senior Staff Attorney  
Allison Mauney, Human Resources Director  
Chris Green, Tax Administrator  
Shane Fox, Chief Financial Officer  
Karen Pritchard, Social Services Director  
Perry Davis, Emergency Management Director/Fire Marshal  
Betsy Harnage, Register of Deeds

**CALL TO ORDER**

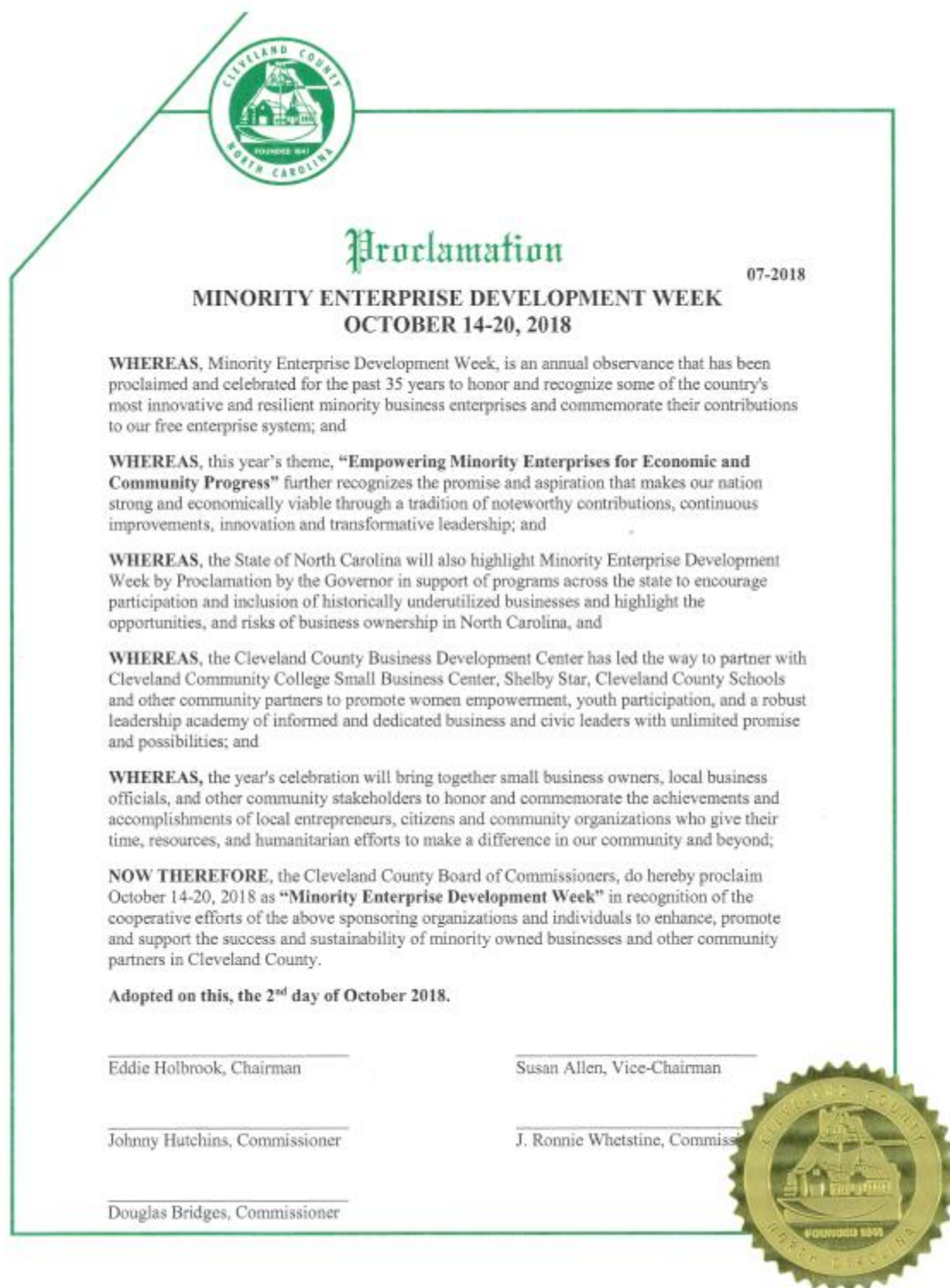
Chairman Holbrook called the meeting to order and Commissioner Whetstine provided the invocation and led the audience in the Pledge of Allegiance.

**AGENDA ADOPTION**

**ACTION:** Commissioner Hutchins made the motion, seconded by Commissioner Whetstine and unanimously approved by the Board to, *approve the agenda.*

**SPECIAL PRESENTATION**

**Minority Enterprise Development Week 2018:** Chairman Holbrook recognized Mr. Richard Hooker, Minority Enterprise Development (MED) Week President. Mr. Hooker thanked the Commissioners for their continued support of the Minority Business Sector and of MED Week. Started in 1983 by the administration of President Reagan, Minority Enterprise Development Week is designed to recognize accomplishments and achievements of minority businesses across the Nation. This year's celebration is an important milestone for Minority Enterprise Development Week as it celebrates 35 years of recognizing some of the country's most innovative and resilient minority business enterprises and commemorates their contributions to the free enterprise system. Mr. Hooker gave an overview of the recent achievements, goals and upcoming events for MED Week. He introduced several of the MED Week Board Members who were present to help receive the following proclamation:



**LGFCU Excellence in Innovation Award:** Commissioner Allen called Alison Clark, Foster Care Program Manager at the Department of Social Services to the podium to receive the LCFCU Excellence in Innovation Award. Ms. Clark was able to educate the county's citizens about the need to foster and adopt Cleveland County children. Eleven children achieved their permanent homes through adoption by this project and seventeen new foster parents were licensed as a result of this initiative. Moreover, by these children being adopted by their forever parents, the County saved over \$200,000 in foster care payments for one year. There was no cost applied to the county's budget by implementing this project and resources were used from prior adoption marketing initiatives allowed by the state. The initiative took most of the year to establish and maintain and required time for meetings, calls, information sharing, and delegation of tasks by Ms. Clark. Ms. Clark and the volunteers spent time delivering items to promote "Healthy Adults Become Foster Parents." This initiative could be duplicated in any county without using county dollars and promotes a healthier lifestyle while providing nurturing and committed parents to foster children. This project was a huge success and county residents became excited and spread the word to achieve positive outcomes for our children. Matt Gunnett, Member Services Coordinator for the North Carolina Association of County Commissioners and representatives from the Local Government Federal Credit Union were in attendance to present Ms. Clark the Innovation Award.

## **CITIZEN RECOGNITION**

No citizen registered to speak.

## **CONSENT AGENDA**

### **APPROVAL OF MINUTES**

The Clerk to the Board included the Minutes of the *September 18, 2018 regular meeting*, in Board Members packets.

**ACTION:** Commissioner Hutchins made a motion, seconded by Commissioner Bridges, and passed unanimously by the Board to, *approve the minutes as written.*

### **SHERIFFS OFFICE: BUDGET AMENDMENT (BNA #012)**

**ACTION:** Commissioner Hutchins made a motion, seconded by Commissioner Bridges, and unanimously adopted by the Board to, *approve the following budget amendment:*

<u>Account Number</u>	<u>Project Code</u>	<u>Department/Account Name</u>	<u>Increase</u>	<u>Decrease</u>
010.438.4.310.00	16738-P438	Law Enf Grants/Fed Govt Grants	\$2,825.00	
010.438.5.210.00	16738-P438	Law Enf Grants/Departmental Supply	\$2,825.00	
<u>Explanation of Revisions:</u> Request to budget \$2,825 for the 2017 Edward Byrne Memorial Justice Assistance Grant for the purchase of ammunition.				

### **LIBRARY: BUDGET AMENDMENT (BNA #013)**

**ACTION:** Commissioner Hutchins made a motion, seconded by Commissioner Bridges, and unanimously adopted by the Board to, *approve the following budget amendment:*

<u>Account Number</u>	<u>Project Code</u>	<u>Department/Account Name</u>	<u>Increase</u>	<u>Decrease</u>
010.611.4.810.07		Library/Donations-Special Blanton	\$4,514.00	
010.611.5.790.07		Library/Donations-Special Blanton	\$4,514.00	
010.611.4.991.00		Library/Donations-Special Blanton	\$4,814.00	
010.611.5.790.07		Library/Donations-Special Blanton	\$4,814.00	
<u>Explanation of Revisions:</u> The donations from the Blanton Endowment exceeded anticipated funds. Original budget was \$9,000.00 but \$13,514 was received. To budget donations from prior years received in excess of amounts spent.				

### **RESOLUTION IN SUPPORT OF THE AMERICAN LEGION WORLD SERIES 2019 BID**

**ACTION:** Commissioner Hutchins made a motion, seconded by Commissioner Bridges, and unanimously adopted by the Board to, *approve the resolution in support of the American Legion World Series 2019 bid.*



"Cleveland County  
Grows Greater"



## Resolution

NUMBER 12-2018

### RESOLUTION IN SUPPORT OF THE 2019 AMERICAN LEGION WORLD SERIES BID

**WHEREAS**, in the summer of 2008, Cleveland County hosted a very successful American Legion World Series and won location bid in 2010.

**WHEREAS**, after the first two years the National Office of the American Legion, extended the original four-year contract to 2019; and

**WHEREAS**, the host committee continues to recognize the important relationship of the military to the American Legion World Series by holding special events and tributes to the military giving Cleveland County the highest ranking of "Superior" for military ceremonies, which include recognitions and appreciation to the men and women who serve(d) in our Nation's military; and

**WHEREAS**, in hopes for the past eight years to make Cleveland County a permanent home for the American Legion World Series, Cleveland County and its municipalities, local businesses and many citizens come together and offer support of the American Legion World Series; and

**WHEREAS**, big-city sophistication, small-town charm and southern hospitality are just a few of the qualities that help define the wonderful Cleveland County community. As evidenced by an American Legion World Series volunteer base of over five hundred, Cleveland County citizens are excited about the opportunity to share their community with thousands of visitors each summer; and

**WHEREAS**, Cleveland County is enthusiastic about the American Legion World Series bringing together players, managers, coaches, officials, parents and countless others from all over the world in an atmosphere of wholesome community activity;

**NOW, THEREFORE, BE IT RESOLVED**, that we, the Cleveland County Board of Commissioners on behalf of the citizens of Cleveland County, hereby support our community bid for the American Legion World Series.

ADOPTED THIS THE 2<sup>nd</sup> DAY OF OCTOBER 2018.

Eddie Holbrook, Chairman

Susan Allen, Vice-Chairman

Johnny Hutchins, Commissioner

J. Ronnie Whetstone, Commissioner

Douglas Bridges, Commissioner



## REGULAR AGENDA

### KEY PERFORMANCE INDICATORS

Chairman Holbrook recognized Shane Fox, Chief Financial Officer to present Key Performance Indicators.

There are five areas known as key performance indicators that give insight to the success and progress the County has made financially.

### Cleveland County Key Performance Indicators



Shane Fox, CFO

### Performance Indicators

Performance Indicators – a quantifiable measure that is used to assess and track the status of key performance areas.

For presentation purposes these areas include:

#### External Economic Indicators

- A.) Sales Tax
- B.) Building Inspections / Permitting
- C.) Occupancy Tax

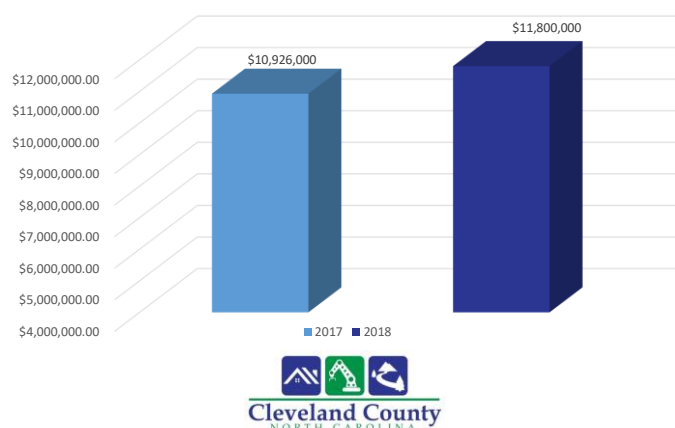
#### Internal Management Performance Indicators

- A.) Central Collections / EMS Billings
- B.) Investment Income



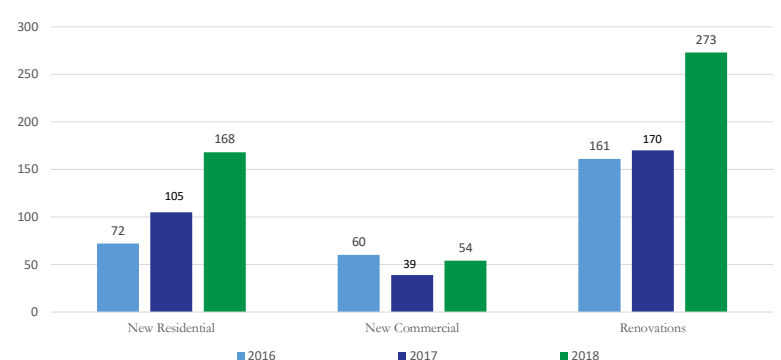
### Sales Tax Revenue - GF

External Economic Indicators

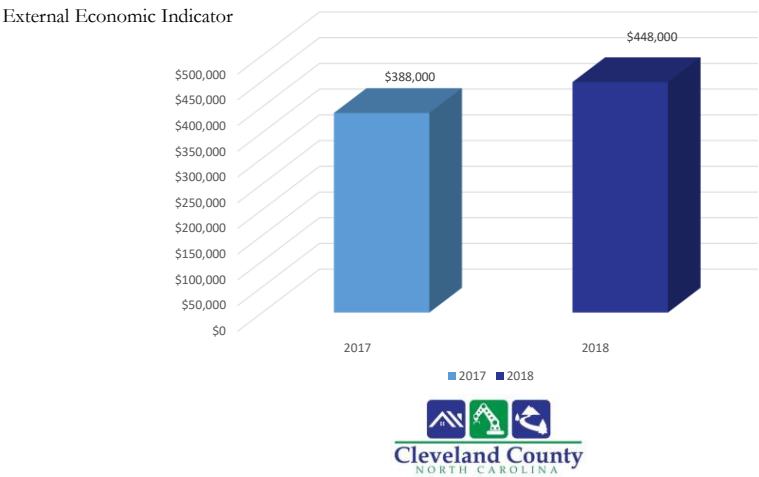


### Building Inspections and Permitting

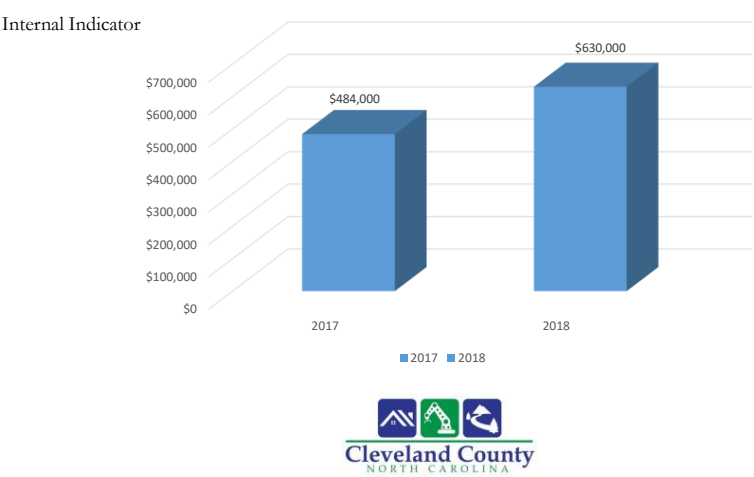
External Economic Indicators



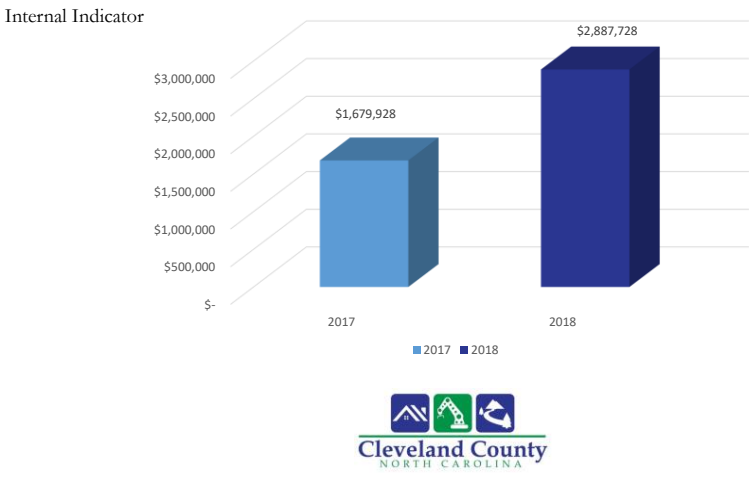
Occupancy Tax



Investment Income



EMS Billings



Value Of A Penny

	FY 2016	FY 2017	FY 2018	FY 2019
Total County Tax Base	\$8.105 Billion	\$7.948 Billion	\$8.284 Billion	\$8.759 Billion
Tax Rate	57 cents	57 cents	57 cents	57 cents
Value of Penny	\$810 k	\$795 k	\$828 k	\$860 k

External Economic Indicators

A.) Sales Tax	\$11,800,000
B.) Building Inspections / Permitting	\$336,550
C.) Occupancy Tax	\$408,000
Total	\$12,544,550 - 14.5 Cents

Internal Management Performance Indicators

A.) Central Collections / EMS Billings	\$2,888,000
B.) Investment Income	\$630,000
Total	\$3,518,000 – 4.1 Cents



Chairman Holbrook opened the floor to the Board for questions and discussion. Commissioner Allen acknowledged it was great to see cost savings for the citizens, keep the tax rate down and offer more housing for the citizens of Cleveland County. Commissioner Hutchins stated while these key factors are showing improvements there are still costs to the County. The ultimate goal is to be at 100% collection rate for EMS billing. Board members discussed the benefits of the additional revenue performance indicators such as cost savings for the residents of Cleveland County and pay raises for County employees.

STRATEGIC PLAN UPDATE

Chairman Holbrook called Kerri Melton, Assistant County Manager to the podium to present the Strategic Plan Update. One of the top priorities to the Board is the Dover Mill property. The demolition and abatement are 30% complete, all hazardous materials have been removed and the Phase I Highest and Best Use Study is also finished. The end of November is the anticipated time for the demolition project to be complete. Another priority to the Board is improving community health rankings. A portion of the initiative involved the launching of the school telemedicine program at Graham Elementary School. The program was so successful, telemedicine reduced the number of ER visits from the Graham Community by 55%, this year the program was expanded to Shelby Intermediate, James Love Elementary and Township Three Elementary Schools. Dental screenings for students at Graham Elementary School will begin this school year. The screenings will be provided on site at the school beginning in October. A letter will be sent home to each student’s parent/guardian to notify them of any issues discovered that need to be addressed. The parent/guardian will have the opportunity to authorize the school’s social worker to transport students to the health department’s dental clinic during school hours to have needed

dental work performed. Staff is working hard to come up with innovative ways to educate the community about STDs and prevention. There have been significant increases in our STD rates over the course of the last several years.

The County's new Pay Plan was implemented January 1, 2018. At the September 18, 2018 Commissioners Meeting, the Board approved a part of Phase II of the Pay Plan which included ordinance modifications to line up with the new pay plan. Highlights of the ordinance modification include:

- How to request a new position or how to reallocate/reclass an existing one
- How to make changes to the compensation plan
- Policies on promotion and demotion
- How to determine initial pay for a new employee
- Career path progression for Sheriff's Office. This trend is in Sheriff's Offices across the state.

As the county continues to see a need for workforce development, the County has partnered with Cleveland County Schools and Cleveland Community College for creation of an Advanced Manufacturing Dual Track Program. Eight students will graduate this June and another eight begin next year. The Retail Task Force held a litterbug billboard contest in June and the winning posters were displayed on billboards starting in August and will stay up until the end of January. The Shop Local Initiative commercial contest is underway. Commercial submissions are due in November and will be aired on the county website, social media and Channel 19. The contest is open to all county middle and high school students including Pinnacle Classical Academy.

The Regional Grain Project, supported by a \$150,000 grant from the North Carolina Agricultural Development and Farmland Protection Program, provides grain farmers from Cleveland County and the surrounding area with a viable, local marketplace for their corn, wheat, soybeans, and specialty grains. The project is creating new revenue streams for ASR Grain, protecting existing agricultural jobs, and creating new demand for farm-related employment. Farmers using the new facility are harvesting their crops at peak quality, minimizing weather losses, receiving higher per-bushel prices, reducing their input costs, and exploring opportunities to grow high-value specialty grains like malting barley. The Value-Added Mulch Bale Project, supported by a \$228,750 grant from the US Department of Agriculture, positions Wilson Farms to introduce a new and improved blended mulch bale to the regional marketplace. Containing a custom blend of wheat straw, rye straw and mechanically processed switchgrass, these bales will be marketed to major home improvement chains, independent hardware and farm supply stores, landscapers, and road construction projects throughout Piedmont and Western North Carolina. The project, which includes major investments by the farm operators, is expected to double their straw production and increase sales revenues to \$1.8 million annually. Plans have been approved and permitted on Shell Building III. WHN will be the project manager for construction. Construction is scheduled to be complete on the Shell Building III and available for occupancy in August, 2019.

With the hiring of Janet Hart, Public Information Officer, the activity on Cleveland County's social media sights, like Facebook, has been significant. The number of people who like our page has doubled. There has been

an increase of people who have acted on our page from 70 in July to 20,000 currently. Our total reach is 112,000 up from 600 in July (total number of people who have seen content whether they liked it or saw it from someone who shared it). Impressions, which are the number of times that people have seen the content, is up from 1,300 to nearly 350,000. Major posts have included Cleveland County Fair, Hurricane Preparedness, Tim Sims and Faith Webber.

The Cleveland County Commissioners support several community programs some of which include the Boys and Girls Club, Communities in Schools, Life Enrichment Center and Cleveland Vocational Industries. The Commissioners continue to focus on Volunteer Fire Departments. The Board’s continued support has allowed each Volunteer Fire Department (VFD) to staff stations during daytime hours where getting volunteers was difficult. All VFD now have performance contracts which ensure that taxpayer dollars are well spent. Additional funding has allowed many VFD’s to modernize stations to meet the changes in size of vehicles.

Broadband is critical to the success of companies. The internet is the number one communication tool used today. Through the 1:1 initiative, all students at Cleveland County Schools are provided a laptop but some do not have access to the internet. Staff continues to look for grant opportunities to expand Broadband services to the community. The Board thanked Staff and their teams for the hard work and dedication that continues to be put in to make these initiatives and programs a success.

## Cleveland County FY 18-19 Strategic Goals Update



## TOP PRIORITIES





## Dover Mill Property

### •Where we are now:

- Demolition and abatement 30% complete
- Hazardous materials removed
- Phase I Highest and Best Use Study complete

### •Where we are going:

- Anticipate completion end of November
- Initiate phase II of the Highest and Best Use Study



## LOWERING COMMUNITY HEALTH RANKINGS

- Pediatric Dental Program at Graham Elementary School
- Expansion of School Telemedicine Program - Shelby Intermediate, James Love and Township 3
- Provision of STD and Family Planning Education classes



## Pay and Classification Study Phase II



- Position Classification Plan Highlights
- Compensation and Salary Administration
- Sheriff's Office Pay Plan

**APPROVED  
SEPTEMBER 18, 2018**



## DUAL TRACK PROGRAM

- Second year of program
- 16 enrolled and 8 will graduate in June 2018
- Students will graduated with work experience and job-ready
- Cleveland Community College and Cleveland County Schools are working to enhance the program.





# ECONOMIC DEVELOPMENT



## Agriculture as Economic Development



### Regional Grain Project



### Wilson Farms



### Value-Added Mulch Bale Project



# COMMUNITY EDUCATION AND CUSTOMER SERVICE OUTREACH



## Citizen Engagement and Communication



Janet Hart,  
Public Information Officer



# PUBLIC SAFETY



## Retail Task Force

- Litter billboard contest completed in June
- Shop Local initiative including county-wide commercial contest currently underway



## Site Due Diligence and Shell Building III



## Work with Municipalities on Issues and Events

- Handicapped Playground designs have been approved in Polkville and City of Shelby. Waiting on drawings from the Town of Boiling Springs
- Belwood EMS Base Station complete October 8th
- Polkville Modular being delivered on Monday, October 8th
- Municipal Grants
  - Belwood Community Center kitchen and park renovations
  - Casar Park renovations including bathroom additions, handicapped accessibility, renovation of steps



## Community and Youth Programs



## Continued Support of Volunteer Fire Departments

- All units paying stipends
- Lattimore awaiting paid staff until building complete
- Performance contracts in place with all VFD's



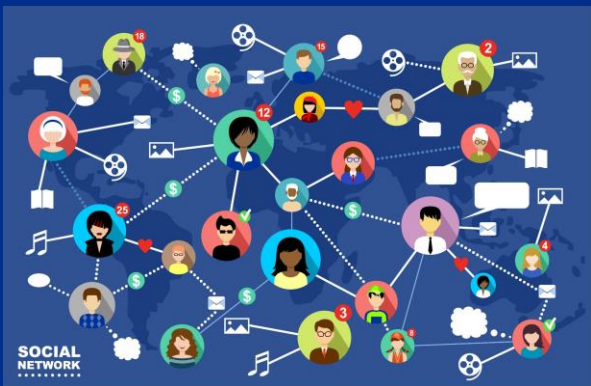
## Dilapidated Properties

### Margrace Road Clean up

- One house burned
- Three houses currently waiting on hearing
- Several letters sent from Environmental Services. Awaiting on time to expire



## Broadband Service



## COMMUNITY WELLNESS



## Trails and Rails to Trails Funding

- Grant through Carolina Thread Trail for Expansion of Kings Mountain Gateway Trail (Phase 5)
- Awaiting Norfolk Southern abandonment of Railroad to begin



## Partnering for Community Prosperity

- Logan Street stop nearly doubled ridership
- Mentorship Program at Graham Elementary School
- Health Day at GWU for Graham 3<sup>rd</sup> grade students



## FISCAL SUSTAINABILITY



## Software System Upgrade

HR and Payroll ✓ Tax- Product Review  
Planning/BI- scheduled for Oct



## Countywide Records Retention Plan



- Following state retention schedule, disposed of 6.5 tons of records with no further use or value
- Partnership with CVI for Records Storage
- Adopted Records Retention Policy in September, 2018

## QUESTIONS?



**ADJOURN**

There being no further business to come before the Board at this time, Commissioner Hutchins made the motion, seconded by Commissioner Whetstine, and unanimously adopted by the Board, *to adjourn the meeting.*

The next meeting of the Commission is scheduled for *Tuesday, October 16, 2018 at 6:00 p.m. in the Commissioners Chamber.*

---

*Eddie Holbrook, Chairman  
Cleveland County Board of Commissioners*

---

*Phyllis Nowlen, Clerk to the Board  
Cleveland County Board of Commissioners*

# COUNTY OF CLEVELAND, NORTH CAROLINA

## AGENDA ITEM SUMMARY

---

### Tax Collector's Monthly Report

---

**Department:** Tax Administration

**Agenda Title:** September 2018 Collection Report

**Agenda Summary:**

**Proposed Action:**

---

#### ATTACHMENTS:

File Name	Description
<input type="checkbox"/> Monthend_Real_Sept2018.pdf	September Real Estate Collections
<input type="checkbox"/> Monthend_Vehicles_Sept2018.pdf	September Vehicle Collections
<input type="checkbox"/> Percentage_2018_2019.pdf	September Percentage



**TOTAL TAXES COLLECTED SEPTEMBER 2018**

YEAR	AMOUNT-REAL	AMOUNT-VEH	
DEF REV	\$0.00	\$0.00	
2018	\$3,155,462.70	\$0.00	\$3,155,462.70
2017	\$83,613.16	\$0.00	\$83,613.16
2016	\$15,812.32	\$0.00	\$15,812.32
2015	\$3,940.63	\$0.00	\$3,940.63
2014	\$1,011.20	\$0.00	\$1,011.20
2013	\$5,873.60	\$360.51	\$6,234.11
2012	\$708.62	\$266.50	\$975.12
2011	\$0.00	\$47.93	\$47.93
2010	\$0.00	\$53.39	\$53.39
2009	\$426.39	\$79.66	\$506.05
2008	\$0.00	\$3.31	\$3.31

TOTALS	\$3,266,848.62	\$811.30	\$3,267,659.92
DISCOUNT	(\$4,158.12)		
INTEREST	\$11,125.35	\$296.74	\$0.00
TOLERANCE	\$11.90	(\$1.24)	
ADVERTISING	\$264.00	\$385.21	
GARNISHMEN	\$1,073.33		
NSF/ATTY	\$67.05		
LEGAL FEES	\$444.11		
TOTALS	\$3,275,676.24	\$1,492.01	
MISC FEE	\$0.00	\$0.00	
TAXES COLL	\$3,275,676.24	\$1,492.01	\$3,277,168.25
	\$3,275,676.24	\$1,492.01	

**TOTAL TAXES UNCOLLECTED SEPTEMBER 2018**

	AMOUNT-REAL	AMOUNT-VEH	COMBINED AMT
2018	\$32,920,501.82	\$0.00	\$32,920,501.82
2017	\$1,044,584.30	\$0.00	\$1,044,584.30
2016	\$459,584.72	\$0.00	\$459,584.72
2015	\$306,594.26	\$0.00	\$306,594.26
2014	\$271,188.50	\$0.00	\$271,188.50
2013	\$151,651.20	\$66,488.64	\$218,139.84
2012	\$111,474.94	\$75,867.83	\$187,342.77
2011	\$82,090.80	\$57,143.95	\$139,234.75
2010	\$73,554.88	\$53,894.49	\$127,449.37
2009	\$72,495.06	\$50,901.10	\$123,396.16
2008	(\$0.00)	\$0.00	(\$0.00)
	\$35,493,720.48	\$304,296.01	\$35,798,016.49

REAL-PERSONAL  
COUNTY GENERAL

<u>YEAR</u>	<u>TAXES COLLECTED</u>	<u>MONTH OF</u>	<u>SEPTEMBER</u>
DEF REV			2018
2018	\$1,741,690.70		
2017	\$49,057.33		
2016	\$8,637.33		
2015	\$2,203.78		
2014	\$497.53		
2013	\$230.58		
2012	\$410.99		
2011			
2010			
2009	\$214.94		
2008			<u>ACCOUNT NOS.</u>

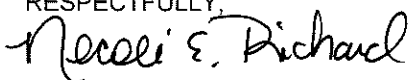
SUB TOTAL	\$1,802,943.18
DISCOUNT	(\$2,376.73)
INTEREST	\$7,059.42
ADVERTISING	\$264.00
GARNISHMENT	\$1,073.33
NSF/ATTY	\$67.05
LEGAL FEES	\$444.11
TOLERANCE	\$6.70
TOTAL	\$1,809,481.06
MISC REFUND	\$1,809,481.06

<u>YEAR</u>	<u>TAXES COLLECTED THRU</u>	<u>LEVY</u>	<u>% COLLECTED</u>	<u>UNCOLLECTED</u>
	09/30/18			
2018	\$24,742,024.99	\$42,743,816.60	57.88%	\$18,001,791.61
2017	\$43,622,847.18	\$44,189,801.85	98.72%	\$566,954.67
2016	\$43,509,833.00	\$43,750,222.62	99.45%	\$240,389.62
2015	\$42,853,771.79	\$43,030,101.61	99.59%	\$176,329.82
2014	\$42,024,176.47	\$42,171,866.22	99.65%	\$147,689.75
2013	\$41,125,801.17	\$41,203,911.73	99.81%	\$78,110.56
2012	\$38,761,678.85	\$38,820,667.00	99.85%	\$58,988.15
2011	\$36,259,523.32	\$36,300,701.22	99.89%	\$41,177.90
2010	\$34,609,689.33	\$34,649,485.04	99.89%	\$39,795.71
2009	\$34,255,122.36	\$34,292,461.78	99.89%	\$37,339.42
2008	\$33,845,568.98	\$33,845,568.98	100.00%	\$0.00

\*\*\*\*

(CLEVELAND COUNTY GENERAL LEVY INCLUDED IN COUNTY GENERAL, COUNTY FIRE,  
TWO SCHOOL DISTRICTS AND THREE FIRE DISTRICTS.)

RESPECTFULLY,

Necole' E. Richard  
Tax Collector

REAL-PERSONAL  
COUNTY FIRE

<u>YEAR</u>	<u>TAXES COLLECTED</u>	<u>MONTH OF</u> <u>SEPTEMBER</u>
DEF REV		2018
2018	\$101,723.15	
2017	\$5,191.15	
2016	\$321.76	
2015	\$103.12	
2014	\$24.32	
2013	\$8.47	
2012	\$12.95	
2011		
2010		
2009	\$6.35	
2008		<u>ACCOUNT NOS.</u>

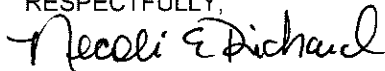
SUB TOTAL	\$107,391.27
DISCOUNT	(\$123.70)
INTEREST	\$519.73
TOLERANCE	(\$0.29)
TOTAL	\$107,787.01

<u>YEAR</u>	<u>TAXES COLLECTED THRU</u> <u>09/30/18</u>	<u>LEVY</u>	<u>% COLLECTED</u>	<u>UNCOLLECTED</u>
2018	\$1,586,166.14	\$2,789,043.55	56.87%	\$1,202,877.41
2017	\$2,784,277.47	\$2,830,265.68	98.38%	\$45,988.21
2016	\$1,461,766.96	\$1,471,218.36	99.36%	\$9,451.40
2015	\$1,449,980.32	\$1,458,249.29	99.43%	\$8,268.97
2014	\$1,443,659.74	\$1,450,442.64	99.53%	\$6,782.90
2013	\$1,484,591.35	\$1,487,359.99	99.81%	\$2,768.64
2012	\$864,806.60	\$865,993.49	99.86%	\$1,186.89
2011	\$774,825.40	\$775,820.57	99.87%	\$995.17
2010	\$766,234.69	\$767,219.15	99.87%	\$984.46
2009	\$761,743.20	\$762,499.83	99.90%	\$756.63
2008	\$756,151.18	\$756,151.18	100.00%	\$0.00

\*\*\*\*

(COUNTY FIRE DISTRICT LEVY INCLUDED IN COUNTY GENERAL)

RESPECTFULLY,

Necole' E. Richard  
Tax Collector

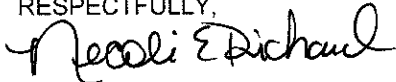
REAL-PERSONAL  
CLEVELAND COUNTY SOLID WASTE

<u>YEAR</u>	<u>FEES COLLECTED</u>	<u>MONTH OF</u>	<u>SEPTEMBER</u>
DEF REV			2018
2018	\$68,338.37		
2017	\$4,053.85		
2016	\$903.46		
2015	\$449.53		
2014	\$75.77		
2013	\$5,469.38		
2012	\$50.00		
2011			
2010			
2009	\$42.95		
2008			<u>ACCOUNT NOS.</u>

SUB TOTAL	<u>\$79,383.31</u>
DISCOUNT	
INTEREST	
TOLERANCE	
TOTAL	<u>\$79,383.31</u>

<u>YEAR</u>	<u>FEES COLLECTED THRU</u>		<u>LEVY</u>	<u>% COLLECTED</u>	<u>UNCOLLECTED</u>
	<u>09/30/18</u>				
2018	\$942,959.53	\$1,907,438.97	49.44%	\$964,479.44	
2017	\$1,831,535.03	\$1,925,324.22	95.13%	\$93,789.19	
2016	\$1,671,627.95	\$1,728,796.93	96.69%	\$57,168.98	
2015	\$1,717,547.10	\$1,744,741.30	98.44%	\$27,194.20	
2014	\$1,726,646.76	\$1,761,967.27	98.00%	\$35,320.51	
2013	\$1,747,493.46	\$1,767,907.87	98.85%	\$20,414.41	
2012	\$1,406,446.17	\$1,418,122.50	99.18%	\$11,676.33	
2011	\$1,413,148.69	\$1,427,570.12	98.99%	\$14,421.43	
2010	\$1,408,980.13	\$1,416,632.62	99.46%	\$7,652.49	
2009	\$1,423,327.23	\$1,430,937.50	99.47%	\$7,610.27	
2008	\$1,410,416.23	\$1,410,416.23	100.00%	\$0.00	

RESPECTFULLY,




Necole' E. Richard  
Tax Collector

VENDOR **3170** REAL-PERSONAL  
CLEVELAND COUNTY SCHOOLS

<u>YEAR</u>	<u>TAXES COLLECTED</u>	<u>MONTH OF</u>	<u>SEPTEMBER</u>
DEF REV			2018
2018	\$458,337.97		
2017	\$12,909.60		
2016	\$2,272.94		
2015	\$579.89		
2014	\$130.94		
2013	\$60.69		
2012	\$108.13		
2011			
2010			
2009	\$56.57		
2008			
			<u>ACCOUNT NOS.</u>
SUB TOTAL	\$474,456.73		
DISCOUNT	(\$624.97)		
INTEREST	\$1,846.91		
TOLERANCE	\$1.60		
TOTAL	\$475,680.27		020.600.5.524.00

<u>YEAR</u>	<u>TAXES COLLECTED THRU</u>	<u>LEVY</u>	<u>% COLLECTED</u>	<u>UNCOLLECTED</u>
	09/30/18			
2018	\$6,511,077.77	\$11,248,400.70	57.88%	\$4,737,322.93
2017	\$11,479,724.01	\$11,628,923.27	98.72%	\$149,199.26
2016	\$11,449,984.25	\$11,513,245.49	99.45%	\$63,261.24
2015	\$11,277,336.52	\$11,323,740.04	99.59%	\$46,403.52
2014	\$11,059,023.36	\$11,097,889.83	99.65%	\$38,866.47
2013	\$10,822,609.23	\$10,843,165.36	99.81%	\$20,556.13
2012	\$10,200,452.67	\$10,215,976.17	99.85%	\$15,523.50
2011	\$9,541,792.95	\$9,552,629.63	99.89%	\$10,836.68
2010	\$9,107,596.77	\$9,118,069.12	99.89%	\$10,472.35
2009	\$9,014,062.39	\$9,023,888.60	99.89%	\$9,826.21
2008	\$8,906,045.94	\$8,906,045.94	100.00%	\$0.00

RESPECTFULLY,



Necole' E. Richard  
 Tax Collector

VENDOR 5110 REAL-PERSONAL  
FALLSTON FIRE

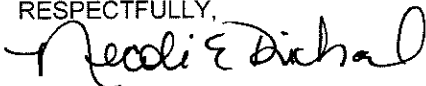
<u>YEAR</u>	<u>TAXES COLLECTED</u>	<u>MONTH OF</u>	<u>SEPTEMBER</u>
DEF REV			2018
2018	\$38.75		
2017			
2016	\$25.71		
2015	\$14.73		
2014			
2013			
2012			
2011			
2010			
2009			
2008			
			<u>ACCOUNT NOS.</u>
SUB TOTAL	\$79.19		
DISCOUNT			
INTEREST	\$15.90		
TOLERANCE			
TOTAL	\$95.09		074.000.2.240.00

<u>YEAR</u>	<u>TAXES COLLECTED THRU</u>	<u>LEVY</u>	<u>% COLLECTED</u>	<u>UNCOLLECTED</u>
	09/30/18			
2018	\$395.37	\$473.60	83.48%	\$78.23
2017	\$1,403.84	\$1,416.38	99.11%	\$12.54
2016	\$130,149.41	\$131,452.04	99.01%	\$1,302.63
2015	\$138,443.76	\$139,643.52	99.14%	\$1,199.76
2014	\$132,909.34	\$133,802.52	99.33%	\$893.18
2013	\$130,994.55	\$131,236.57	99.82%	\$242.02
2012	\$130,176.33	\$130,317.89	99.89%	\$141.56
2011	\$129,850.26	\$129,955.48	99.92%	\$105.22
2010	\$120,554.43	\$120,605.50	99.96%	\$51.07
2009	\$119,845.61	\$119,884.08	99.97%	\$38.47
2008	\$114,231.95	\$114,231.95	100.00%	\$0.00

\*\*\*\*

(FALLSTON FIRE DISTRICT LEVY INCLUDED IN COUNTY GENERAL)

RESPECTFULLY,



Necole E. Richard  
Tax Collector

VENDOR 7990

REAL-PERSONAL  
LATTIMORE FIRE  
 #7 VFD

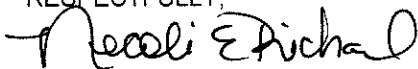
<u>YEAR</u>	<u>TAXES COLLECTED</u>	<u>MONTH OF</u>	<u>SEPTEMBER</u>
DEF REV			2018
2018	\$17,937.06		
2017	\$307.91		
2016	\$22.69		
2015	\$0.58		
2014	\$6.17		
2013			
2012			
2011			
2010			
2009			
2008			
			<u>ACCOUNT NOS.</u>
SUB TOTAL	\$18,274.41		
DISCOUNT	(\$53.98)		
INTEREST	\$27.18		
TOLERANCE	\$0.06		
TOTAL	\$18,247.67		075.000.2.240.00

<u>YEAR</u>	<u>TAXES COLLECTED THRU</u>		<u>% COLLECTED</u>	<u>UNCOLLECTED</u>
	<u>09/30/18</u>	<u>LEVY</u>		
2018	\$127,608.98	\$244,334.92	52.23%	\$116,725.94
2017	\$242,070.38	\$245,874.41	98.45%	\$3,804.03
2016	\$273,137.04	\$273,935.95	99.71%	\$798.91
2015	\$264,607.13	\$265,052.11	99.83%	\$444.98
2014	\$268,301.32	\$268,584.86	99.89%	\$283.54
2013	\$205,981.30	\$206,120.89	99.93%	\$139.59
2012	\$107,909.80	\$107,990.48	99.93%	\$80.68
2011	\$84,952.71	\$84,995.28	99.95%	\$42.57
2010	\$84,258.54	\$84,301.04	99.95%	\$42.50
2009	\$83,411.08	\$83,439.40	99.97%	\$28.32
2008	\$81,878.99	\$81,878.99	100.00%	(\$0.00)

\*\*\*\*

(LATTIMORE FIRE DISTRICT LEVY INCLUDED IN COUNTY GENERAL)

RESPECTFULLY,



Necole' E. Richard  
 Tax Collector

REAL-PERSONAL  
RIPPY FIRE

VENDOR 11870

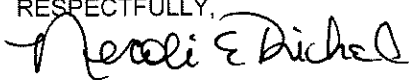
<u>YEAR</u>	<u>TAXES COLLECTED</u>	<u>MONTH OF</u>	<u>SEPTEMBER</u>
<u>DEF REV</u>			<u>2018</u>
2018	\$11,830.91		
2017	\$208.35		
2016	\$27.60		
2015	\$10.62		
2014	\$2.37		
2013			
2012			
2011			
2010			
2009			
2008			
			<u>ACCOUNT NOS.</u>
SUB TOTAL	\$12,079.85		
DISCOUNT	(\$21.67)		
INTEREST	\$91.07		
TOLERANCE	\$0.62		
TOTAL	\$12,149.87		076.000.2.240.00

<u>YEAR</u>	<u>TAXES COLLECTED THRU</u>	<u>LEVY</u>	<u>% COLLECTED</u>	<u>UNCOLLECTED</u>
	<u>09/30/18</u>			
2018	\$175,673.17	\$294,183.09	59.72%	\$118,509.92
2017	\$291,667.04	\$299,707.37	97.32%	\$8,040.33
2016	\$169,619.75	\$170,922.83	99.24%	\$1,303.08
2015	\$179,040.53	\$179,880.70	99.53%	\$840.17
2014	\$174,692.32	\$175,275.21	99.67%	\$582.89
2013	\$173,462.38	\$173,943.86	99.72%	\$481.48
2012	\$167,960.58	\$168,280.58	99.81%	\$320.00
2011	\$169,802.39	\$170,042.83	99.86%	\$240.44
2010	\$171,761.75	\$171,981.44	99.87%	\$219.69
2009	\$172,709.94	\$172,841.32	99.92%	\$131.38
2008	\$171,995.29	\$171,995.29	100.00%	\$0.00

\*\*\*\*


(RIPPY FIRE DISTRICT LEVY INCLUDED IN COUNTY GENERAL)

RESPECTFULLY,

Necole' E. Richard  
Tax Collector



RESPECTFULLY,  
  
Necole' E. Richard  
Tax Collector

RESPECTFULLY,  
  
Nicole E. Richard  
Tax Collector

YEAR	TAXES COLLECTED	MONTH OF	SEPTEMBER
DEF REV			2018
2018	\$292,201.03		
2017	\$6,111.97		
2016	\$2,460.59		
2015	\$340.66		
2014	\$93.86		
2013	\$102.23		
2012	\$125.94		
2011			
2010			
2009	\$71.86		
2008			
			<u>ACCOUNT NOS.</u>
SUB TOTAL	<u>\$301,508.14</u>		
DISCOUNT	(\$452.83)		
INTEREST	\$944.41		
TOLERANCE	<u>\$0.60</u>		
SUBTOTAL	\$302,000.32		077.000.2.240.00
2% COLL FEE	<u>(\$6,040.01)</u>		010.413.4.540.00
TOTAL	\$295,960.31		10.000.1.203.00
			WIRE TRANSFER

<u>TAXES COLLECTED THRU</u>				
<u>YEAR</u>	<u>09/30/18</u>	<u>LEVY</u>	<u>% COLLECTED</u>	<u>UNCOLLECTED</u>
2018	\$5,361,501.85	\$9,751,616.02	54.98%	\$4,390,114.17
2017	\$9,223,362.63	\$9,325,516.64	98.90%	\$102,154.01
2016	\$7,958,375.85	\$8,015,150.07	99.29%	\$56,774.22
2015	\$7,402,441.28	\$7,432,154.10	99.60%	\$29,712.82
2014	\$7,203,232.24	\$7,227,092.12	99.67%	\$23,859.88
2013	\$7,035,159.90	\$7,055,478.82	99.71%	\$20,318.92
2012	\$6,906,606.81	\$6,924,160.38	99.75%	\$17,553.57
2011	\$6,830,961.57	\$6,840,524.68	99.86%	\$9,563.11
2010	\$6,808,201.29	\$6,817,752.05	99.86%	\$9,550.76
2009	\$6,783,444.58	\$6,794,655.45	99.84%	\$11,210.87
2008	\$6,866,762.41	\$6,866,762.41	100.00%	\$0.00

**REAL-PERSONAL**  
**CITY OF SHELBY**  
 DISTRICT 25

VENDOR 12560

<u>YEAR</u>	<u>TAXES COLLECTED</u>	<u>MONTH OF</u>	<u>SEPTEMBER</u>
DEF REV			2018
2018	\$9,903.95		
2017	\$103.80		
2016			
2015			
2014			
2013			
2012			
2011			
2010			
2009			
2008			
			<u>ACCOUNT NOS.</u>
SUB TOTAL	\$10,007.75		
DISCOUNT	(\$12.78)		
INTEREST	\$10.27		
TOLERANCE			
SUBTOTAL	\$10,005.24		077.000.2.240.00
2% COLL FEE	(\$200.10)		010.413.4.540.00
TOTAL	\$9,805.14		10.000.1.203.00
			WIRE TRANSFER

<u>YEAR</u>	<u>TAXES COLLECTED THRU</u>	<u>LEVY</u>	<u>% COLLECTED</u>	<u>UNCOLLECTED</u>
	09/30/18			
2018	\$133,006.56	\$340,091.78	39.11%	\$207,085.22
2017	\$318,003.90	\$321,938.62	98.78%	\$3,934.72
2016	\$319,404.44	\$320,709.54	99.59%	\$1,305.10
2015	\$315,997.21	\$316,703.16	99.78%	\$705.95
2014	\$314,490.53	\$314,898.50	99.87%	\$407.97
2013	\$315,453.29	\$315,698.22	99.92%	\$244.93
2012	\$303,190.46	\$303,321.12	99.96%	\$130.66
2011	\$334,113.14	\$334,391.44	99.92%	\$278.30
2010	\$312,066.57	\$312,577.54	99.84%	\$510.97
2009	\$314,488.00	\$315,748.84	99.60%	\$1,260.84
2008	\$313,642.40	\$313,642.40	100.00%	\$0.00

RESPECTFULLY,

*Necole E. Richard*

Necole' E. Richard  
 Tax Collector

**REAL-PERSONAL**  
**TOWN OF BOILING SPRINGS**

VENDOR 1411

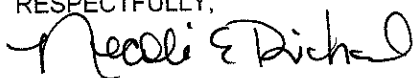
<u>YEAR</u>	<u>TAXES COLLECTED</u>	<u>MONTH OF</u>	<u>SEPTEMBER</u>
DEF REV			2018
2018	\$38,302.96		
2017	\$426.80		
2016	\$263.23		
2015	\$49.38		
2014			
2013			
2012			
2011			
2010			
2009			
2008			

ACCOUNT NOS.

SUB TOTAL	\$39,042.37	
DISCOUNT	(\$53.52)	
INTEREST	\$83.34	
TOLERANCE	\$2.22	
SUBTOTAL	\$39,074.41	078.000.2.240.00
2% COLL FEE	(\$781.49)	010.413.4.540.00
TOTAL	\$38,292.92	

<u>YEAR</u>	<u>TAXES COLLECTED THRU</u>	<u>LEVY</u>	<u>% COLLECTED</u>	<u>UNCOLLECTED</u>
	09/30/18			
2018	\$645,038.18	\$938,932.77	68.70%	\$293,894.59
2017	\$908,847.70	\$919,482.67	98.84%	\$10,634.97
2016	\$819,567.26	\$822,416.68	99.65%	\$2,849.42
2015	\$807,544.85	\$808,449.91	99.89%	\$905.06
2014	\$790,281.59	\$790,935.69	99.92%	\$654.10
2013	\$708,806.10	\$709,598.17	99.89%	\$792.07
2012	\$699,989.63	\$700,603.25	99.91%	\$613.62
2011	\$697,140.01	\$697,192.23	99.99%	\$52.22
2010	\$696,642.91	\$696,689.62	99.99%	\$46.71
2009	\$685,290.90	\$685,321.59	100.00%	\$30.69
2008	\$671,319.66	\$671,319.66	100.00%	\$0.00

RESPECTFULLY,



Necole' E. Richard  
Tax Collector

REAL-PERSONAL  
TOWN OF GROVER

VENDOR 6230

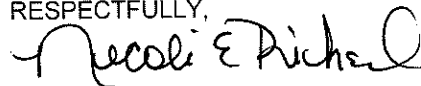
<u>YEAR</u>	<u>TAXES COLLECTED</u>	<u>MONTH OF</u>	<u>SEPTEMBER</u>
<u>DEF REV</u>			<u>2018</u>
2018	\$4,382.70		
2017	\$590.34		
2016	\$100.96		
2015			
2014			
2013			
2012			
2011			
2010			
2009			
2008			

ACCOUNT NOS.

SUB TOTAL	\$5,074.00	
DISCOUNT	(\$2.76)	
INTEREST	\$46.30	
TOLERANCE	(\$0.02)	
SUBTOTAL	\$5,117.52	079.000.2.240.00
2% COLL FEE	(\$102.35)	010.413.4.540.00
TOTAL	\$5,015.17	

<u>YEAR</u>	<u>TAXES COLLECTED THRU</u>	<u>LEVY</u>	<u>% COLLECTED</u>	<u>UNCOLLECTED</u>
	<u>09/30/18</u>			
2018	\$55,005.84	\$108,782.23	50.57%	\$53,776.39
2017	\$116,140.75	\$117,935.42	98.48%	\$1,794.67
2016	\$117,347.59	\$118,153.55	99.32%	\$805.96
2015	\$120,674.06	\$121,125.85	99.63%	\$451.79
2014	\$120,479.14	\$120,971.20	99.59%	\$492.06
2013	\$117,678.12	\$118,142.49	99.61%	\$464.37
2012	\$119,962.57	\$120,121.56	99.87%	\$158.99
2011	\$119,394.37	\$119,546.48	99.87%	\$152.11
2010	\$118,585.50	\$118,717.44	99.89%	\$131.94
2009	\$117,042.01	\$117,055.69	99.99%	\$13.68
2008	\$115,844.94	\$115,844.94	100.00%	\$0.00

RESPECTFULLY,



Nicole E. Richard  
Tax Collector

REAL-PERSONAL  
CITY OF KINGS MOUNTAIN

VENDOR 7770

<u>YEAR</u>	<u>TAXES COLLECTED</u>	<u>MONTH OF</u>	<u>SEPTEMBER</u>
DEF REV			2018
2018	\$370,115.31		
2017	\$2,831.73		
2016	\$444.30		
2015	\$102.77		
2014			
2013			
2012			
2011			
2010			
2009			
2008			

ACCOUNT NOS.

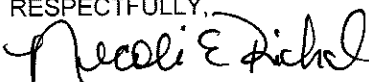
SUB TOTAL	\$373,494.11	
DISCOUNT	(\$366.58)	
INTEREST	\$217.25	
TOLERANCE	(\$0.01)	
SUBTOTAL	\$373,344.77	080.000.2.240.00
2% COLL FEE	(\$7,466.90)	010.413.4.540.00
TOTAL	\$365,877.87	10.000.1.203.00
		WIRE TRANSFER

<u>YEAR</u>	<u>TAXES COLLECTED THRU</u>	<u>LEVY</u>	<u>% COLLECTED</u>	<u>UNCOLLECTED</u>
	09/30/18			
2018	\$4,064,572.51	\$6,428,147.82	63.23%	\$2,363,575.31
2017	\$5,212,398.47	\$5,247,905.65	99.32%	\$35,507.18
2016	\$4,652,115.25	\$4,667,424.98	99.67%	\$15,309.73
2015	\$3,864,824.35	\$3,872,454.49	99.80%	\$7,630.14
2014	\$3,665,525.03	\$3,676,875.56	99.69%	\$11,350.53
2013	\$3,143,730.93	\$3,148,433.74	99.85%	\$4,702.81
2012	\$2,391,769.08	\$2,395,168.71	99.86%	\$3,399.63
2011	\$2,321,837.81	\$2,324,873.03	99.87%	\$3,035.22
2010	\$2,254,747.39	\$2,257,331.26	99.89%	\$2,583.87
2009	\$2,177,445.51	\$2,180,765.91	99.85%	\$3,320.40
2008	\$2,115,701.21	\$2,115,701.21	100.00%	\$0.00

2008-2017	\$409.14	-105.54 write off 2008	\$2,207.40
2018 CITY MUN	\$571.33	\$36,253.48	\$23,916.36
2018 ANNEX		\$4,155.98	\$4,155.98

Shown separately for information only. These amounts are incorporated in the totals above.

RESPECTFULLY,

Necole E. Richard  
Tax Collector

**REAL-PERSONAL**  
**TOWN OF LATTIMORE**

VENDOR 8010


<u>YEAR</u>	<u>TAXES COLLECTED</u>	<u>MONTH OF</u>	<u>SEPTEMBER</u>
DEF REV			2018
2018	\$1,097.78		
2017	\$75.50		
2016			
2015			
2014			
2013			
2012			
2011			
2010			
2009			
2008			

ACCOUNT NOS.

SUB TOTAL	\$1,173.28	
DISCOUNT	(\$2.07)	
INTEREST	\$6.43	
TOLERANCE	\$0.04	
SUBTOTAL	\$1,177.68	081.000.2.240.00
2% COLL FEE	(\$23.55)	010.413.4.540.00
TOTAL	\$1,154.13	

<u>YEAR</u>	<u>TAXES COLLECTED THRU</u>	<u>LEVY</u>	<u>% COLLECTED</u>	<u>UNCOLLECTED</u>
	09/30/18			
2018	\$17,554.26	\$31,551.44	55.64%	\$13,997.18
2017	\$30,428.23	\$31,010.85	98.12%	\$582.62
2016	\$31,306.42	\$31,583.55	99.12%	\$277.13
2015	\$33,044.94	\$33,208.85	99.51%	\$163.91
2014	\$33,877.20	\$33,884.61	99.98%	\$7.41
2013	\$27,774.44	\$27,780.51	99.98%	\$6.07
2012	\$31,694.01	\$31,704.40	99.97%	\$10.39
2011	\$30,718.52	\$30,726.14	99.98%	\$7.62
2010	\$30,091.97	\$30,098.80	99.98%	\$6.83
2009	\$30,031.56	\$30,092.03	99.80%	\$60.47
2008	\$29,251.77	\$29,251.77	100.00%	\$0.00

RESPECTFULLY,



Necole' E. Richard  
Tax Collector

REAL-PERSONAL

VENDOR 14350

CLEVELAND CO. SANITARY DISTRICT

CLEVELAND COUNTY WATER

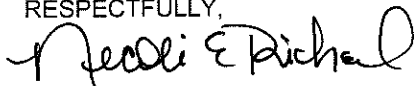
<u>YEAR</u>	<u>TAXES COLLECTED</u>	<u>MONTH OF</u>	<u>SEPTEMBER</u>
DEF REV			2018
2018	\$26,683.29		
2017	\$1,275.52		
2016	\$151.97		
2015	\$45.34		
2014	\$12.71		
2013	\$2.25		
2012	\$0.61		
2011			
2010			
2009	\$3.51		
2008			

ACCOUNT NOS.

SUB TOTAL	\$28,175.20	
DISCOUNT	(\$39.14)	
INTEREST	\$176.76	
TOLERANCE	\$0.05	
SUBTOTAL	\$28,312.87	082.000.2.240.00
2% COLL FEE	(\$566.26)	010.413.4.540.00
TOTAL	\$27,746.61	

TAXES COLLECTED THRU				
YEAR	09/30/18	LEVY	% COLLECTED	UNCOLLECTED
2018	\$403,399.67	\$734,434.26	54.93%	\$331,034.59
2017	\$724,834.84	\$737,067.40	98.34%	\$12,232.56
2016	\$727,873.15	\$732,663.33	99.35%	\$4,790.18
2015	\$727,965.77	\$730,796.36	99.61%	\$2,830.59
2014	\$714,012.83	\$715,974.26	99.73%	\$1,961.43
2013	\$714,130.52	\$715,440.73	99.82%	\$1,310.21
2012	\$692,547.93	\$693,442.96	99.87%	\$895.03
2011	\$642,594.87	\$643,326.28	99.89%	\$731.41
2010	\$632,806.37	\$633,525.22	0.00%	\$718.85
2009	\$631,709.90	\$632,253.44	0.00%	\$543.54
2008	\$622,993.51	\$622,993.51	0.00%	\$0.00

RESPECTFULLY,



Necole E. Richard  
Tax Collector

VENDOR 7865

REAL-PERSONAL  
TOWN OF KINGSTOWN

<u>YEAR</u>	<u>TAXES COLLECTED</u>	<u>MONTH OF</u>	<u>SEPTEMBER</u>
<u>DEF REV</u>			<u>2018</u>
2018	\$2,305.88		
2017	\$395.09		
2016	\$128.85		
2015	\$10.31		
2014	\$159.56		
2013			
2012			
2011			
2010			
2009	\$30.21		
2008			
			<u>ACCOUNT NOS.</u>
SUB TOTAL	\$3,029.90		
DISCOUNT	(\$0.29)		
INTEREST	\$38.15		
TOLERANCE	(\$0.29)		
SUBTOTAL	\$3,067.47		083.000.2.240.00
2% COLL FEE	(\$61.35)		010.413.4.540.00
TOTAL	\$3,006.12		10.000.1.203.00
			WIRE TRANSFER

<u>YEAR</u>	<u>TAXES COLLECTED THRU</u>	<u>LEVY</u>	<u>% COLLECTED</u>	<u>UNCOLLECTED</u>
	<u>09/30/18</u>			
2018	\$22,525.15	\$66,596.04	33.82%	\$44,070.89
2017	\$46,249.84	\$51,928.14	89.07%	\$5,678.30
2016	\$49,384.25	\$52,117.89	94.75%	\$2,733.64
2015	\$64,949.82	\$67,620.03	96.05%	\$2,670.21
2014	\$66,899.21	\$68,254.96	98.01%	\$1,355.75
2013	\$68,368.56	\$68,953.97	99.15%	\$585.41
2012	\$68,593.90	\$68,981.82	99.44%	\$387.92
2011	\$68,468.64	\$68,584.67	99.83%	\$116.03
2010	\$68,658.45	\$69,111.07	99.35%	\$452.62
2009	\$67,572.32	\$67,679.93	99.84%	\$107.61
2008	\$68,130.36	\$68,130.36	100.00%	\$0.00

RESPECTFULLY,

Necole E. Richard  
Tax Collector



REAL-PERSONAL  
TOWN OF FALLSTON

VENDOR 5120

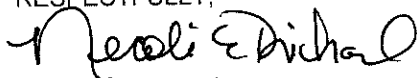
<u>YEAR</u>	<u>TAXES COLLECTED</u>	<u>MONTH OF</u>	<u>SEPTEMBER</u>
DEF REV			2018
2018	\$673.44		
2017	\$13.25		
2016			
2015			
2014			
2013			
2012			
2011			
2010			
2009			
2008			

ACCOUNT NOS.

SUB TOTAL	\$686.69	
DISCOUNT	(\$0.64)	
INTEREST	\$2.23	
TOLERANCE	(\$0.01)	
SUBTOTAL	\$688.27	084.000.2.240.00
2% COLL FEE	(\$13.77)	010.413.4.540.00
TOTAL	\$674.50	

<u>YEAR</u>	<u>TAXES COLLECTED THRU</u>	<u>LEVY</u>	<u>% COLLECTED</u>	<u>UNCOLLECTED</u>
	09/30/18			
2018	\$10,412.70	\$18,513.15	56.24%	\$8,100.45
2017	\$18,044.34	\$18,509.14	97.49%	\$464.80
2016	\$18,521.54	\$18,533.75	99.93%	\$12.21
2015	\$20,213.05	\$20,316.31	99.49%	\$103.26
2014	\$18,703.94	\$18,794.58	99.52%	\$90.64
2013	\$18,679.04	\$18,720.08	99.78%	\$41.04
2012	\$18,703.83	\$18,742.53	99.79%	\$38.70
2011	\$18,260.93	\$18,267.75	99.96%	\$6.82
2010	\$18,098.16	\$18,109.23	99.94%	\$11.07
2009	\$17,902.61	\$17,913.18	99.94%	\$10.57
2008	\$17,526.79	\$17,526.79	100.00%	\$0.00

RESPECTFULLY,



Necole E. Richard  
Tax Collector

REAL-PERSONAL  
TOWN OF EARL

VENDOR 4640

<u>YEAR</u>	<u>TAXES COLLECTED</u>	<u>MONTH OF</u>	<u>SEPTEMBER</u>
DEF REV			2018
2018	\$727.11		
2017	\$3.50		
2016			
2015	\$9.09		
2014	\$7.97		
2013			
2012			
2011			
2010			
2009			
2008			

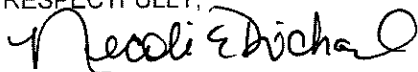
ACCOUNT NOS.

SUB TOTAL	\$747.67
DISCOUNT	(\$0.48)
INTEREST	\$1.45
TOLERANCE	
SUBTOTAL	\$748.64
2% COLL FEE	(\$14.97)
TOTAL	\$733.67

085.000.2.240.00  
010.413.4.540.00

<u>YEAR</u>	<u>TAXES COLLECTED THRU</u>	<u>LEVY</u>	<u>% COLLECTED</u>	<u>UNCOLLECTED</u>
	09/30/18			
2018	\$8,430.28	\$15,549.45	54.22%	\$7,119.17
2017	\$14,466.80	\$15,216.00	95.08%	\$749.20
2016	\$14,637.79	\$14,780.51	99.03%	\$142.72
2015	\$14,650.23	\$14,728.00	99.47%	\$77.77
2014	\$14,902.44	\$14,953.71	99.66%	\$51.27
2013	\$14,711.82	\$14,759.57	99.68%	\$47.75
2012	\$14,339.09	\$14,402.34	99.56%	\$63.25
2011	\$13,884.13	\$13,926.77	99.69%	\$42.64
2010	\$13,979.73	\$14,022.37	99.70%	\$42.64
2009	\$14,540.82	\$14,583.46	99.71%	\$42.64
2008	\$14,834.80	\$14,834.80	100.00%	\$0.00

RESPECTFULLY,



Necole' E. Richard  
Tax Collector

VENDOR 11240

REAL-PERSONAL  
TOWN OF POLKVILLE

<u>YEAR</u>	<u>TAXES COLLECTED</u>	<u>MONTH OF</u>	<u>SEPTEMBER</u>
DEF REV			2018
2018	\$559.13		
2017	\$1.65		
2016			
2015			
2014			
2013			
2012			
2011			
2010			
2009			
2008			

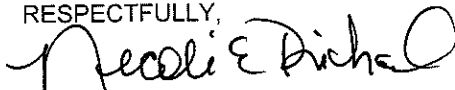
ACCOUNT NOS.

SUB TOTAL	\$560.78
DISCOUNT	(\$0.08)
INTEREST	\$0.09
TOLERANCE	
SUBTOTAL	\$560.79
2% COLL FEE	(\$11.22)
TOTAL	\$549.57

086.000.2.240.00  
010.413.4.540.00

<u>YEAR</u>	<u>TAXES COLLECTED THRU</u>	<u>LEVY</u>	<u>% COLLECTED</u>	<u>UNCOLLECTED</u>
	09/30/18			
2018	\$4,978.26	\$11,921.19	41.76%	\$6,942.93
2017	\$11,961.93	\$12,052.25	99.25%	\$90.32
2016	\$11,802.24	\$11,813.19	99.91%	\$10.95
2015	\$12,055.19	\$12,061.74	99.95%	\$6.55
2014	\$11,590.39	\$11,604.64	99.88%	\$14.25
2013	\$11,756.43	\$11,761.61	99.96%	\$5.18
2012	\$11,547.53	\$11,547.86	100.00%	\$0.33
2011	\$11,580.91	\$11,580.94	100.00%	\$0.03
2010	\$12,105.78	\$12,105.78	100.00%	\$0.00
2009	\$11,501.57	\$11,515.01	99.88%	\$13.44
2008	\$11,247.19	\$11,247.19	100.00%	\$0.00

RESPECTFULLY,



Necole E. Richard  
Tax Collector

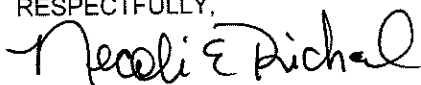
VENDOR 8060

REAL-PERSONAL  
TOWN OF LAWNSDALE

<u>YEAR</u>	<u>TAXES COLLECTED</u>	<u>MONTH OF</u>	<u>SEPTEMBER</u>
DEF REV			2018
2018	\$1,193.14		
2017	\$24.33		
2016	\$36.75		
2015	\$20.83		
2014			
2013			
2012			
2011			
2010			
2009			
2008			
			<u>ACCOUNT NOS.</u>
SUB TOTAL	\$1,275.05		
DISCOUNT	(\$1.15)		
INTEREST	\$25.33		
TOLERANCE	(\$0.10)		
SUBTOTAL	\$1,299.13		087.000.2.240.00
2% COLL FEE	(\$25.98)		010.413.4.540.00
TOTAL	\$1,273.15		

<u>YEAR</u>	<u>TAXES COLLECTED THRU</u>	<u>LEVY</u>	<u>% COLLECTED</u>	<u>UNCOLLECTED</u>
	09/30/18			
2018	\$19,715.07	\$41,390.18	47.63%	\$21,675.11
2017	\$41,642.95	\$43,433.51	95.88%	\$1,790.56
2016	\$41,777.89	\$42,482.11	98.34%	\$704.22
2015	\$45,494.36	\$46,009.12	98.88%	\$514.76
2014	\$44,374.64	\$44,697.65	99.28%	\$323.01
2013	\$44,617.09	\$44,918.54	99.33%	\$301.45
2012	\$44,336.03	\$44,558.75	99.50%	\$222.72
2011	\$44,112.83	\$44,306.00	99.56%	\$193.17
2010	\$44,142.17	\$44,337.99	99.56%	\$195.82
2009	\$46,636.79	\$46,727.80	99.81%	\$91.01
2008	\$46,188.60	\$46,188.60	100.00%	\$0.00

RESPECTFULLY,

  
Necole E. Richard  
Tax Collector

VENDOR 2330

REAL-PERSONAL  
TOWN OF CASAR

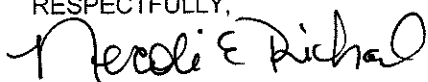
<u>YEAR</u>	<u>TAXES COLLECTED</u>	<u>MONTH OF</u>	<u>SEPTEMBER</u>
DEF REV			2018
2018	\$336.67		
2017	\$1.19		
2016	\$14.18		
2015			
2014			
2013			
2012			
2011			
2010			
2009			
2008			

ACCOUNT NOS.

SUB TOTAL	\$352.04	
DISCOUNT	(\$0.08)	
INTEREST	\$10.90	
TOLERANCE		
SUBTOTAL	\$362.86	088.000.2.240.00
2% COLL FEE	(\$7.26)	010.413.4.540.00
TOTAL	\$355.60	

<u>YEAR</u>	<u>TAXES COLLECTED THRU</u> <u>09/30/18</u>	<u>LEVY</u>	<u>% COLLECTED</u>	<u>UNCOLLECTED</u>
2018	\$2,397.17	\$5,428.91	44.16%	\$3,031.74
2017	\$5,472.98	\$5,758.29	95.05%	\$285.31
2016	\$5,600.76	\$5,683.32	98.55%	\$82.56
2015	\$5,545.55	\$5,555.64	99.82%	\$10.09
2014	\$5,581.71	\$5,583.97	99.96%	\$2.26
2013	\$5,577.02	\$5,579.23	99.96%	\$2.21
2012	\$5,600.50	\$5,600.50	100.00%	\$0.00
2011	\$5,607.04	\$5,616.73	99.83%	\$9.69
2010	\$5,720.53	\$5,731.81	99.80%	\$11.28
2009	\$5,712.49	\$5,712.49	100.00%	\$0.00
2008	\$5,677.88	\$5,677.88	100.00%	\$0.00

RESPECTFULLY,

Necole E. Richard  
Tax Collector

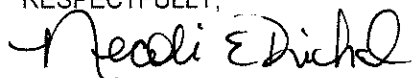
VENDOR 14630

REAL-PERSONAL  
TOWN OF WACO

<u>YEAR</u>	<u>TAXES COLLECTED</u>	<u>MONTH OF</u>	<u>SEPTEMBER</u>
DEF REV			2018
2018	\$625.54		
2017	\$17.82		
2016			
2015			
2014			
2013			
2012			
2011			
2010			
2009			
2008			
			<u>ACCOUNT NOS.</u>
SUB TOTAL	\$643.36		
DISCOUNT	(\$0.19)		
INTEREST	\$1.06		
TOLERANCE	(\$0.14)		
SUBTOTAL	\$644.09		089.000.2.240.00
2% COLL FEE	(\$12.88)		010.413.4.540.00
TOTAL	\$631.21		

<u>YEAR</u>	<u>TAXES COLLECTED THRU</u>	<u>LEVY</u>	<u>% COLLECTED</u>	<u>UNCOLLECTED</u>
	09/30/18			
2018	\$10,610.71	\$23,100.34	45.93%	\$12,489.63
2017	\$24,682.66	\$24,832.06	99.40%	\$149.40
2016	\$24,260.39	\$24,371.21	99.55%	\$110.82
2015	\$23,823.52	\$23,953.46	99.46%	\$129.94
2014	\$28,876.36	\$29,075.06	99.32%	\$198.70
2013	\$19,961.94	\$20,077.89	99.42%	\$115.95
2012	\$21,139.20	\$21,222.22	99.61%	\$83.02
2011	\$18,625.80	\$18,708.82	99.56%	\$83.02
2010	\$17,089.45	\$17,162.70	99.57%	\$73.25
2009	\$12,909.31	\$12,967.91	99.55%	\$58.60
2008	\$13,744.97	\$13,744.97	100.00%	\$0.00

RESPECTFULLY,

Necole E. Richard  
Tax Collector

VENDOR **10910** REAL-PERSONAL  
TOWN OF PATTERSON SPRINGS


<u>YEAR</u>	<u>TAXES COLLECTED</u>	<u>MONTH OF</u>	<u>SEPTEMBER</u>
DEF REV	\$0.00		2018
2018	\$5,316.24		
2017	\$12.48		
2016			
2015			
2014			
2013			
2012			
2011			
2010			
2009			
2008			

ACCOUNT NOS.

SUB TOTAL	\$5,328.72	
DISCOUNT	(\$23.40)	
INTEREST	\$1.17	
TOLERANCE	\$0.92	
TOTAL	\$5,307.41	091.000.2.240.00
2% COLL FEE	(\$106.15)	010.413.4.540.00
TOTAL	\$5,201.26	

<u>YEAR</u>	<u>TAXES COLLECTED THRU</u>	<u>09/30/18</u>	<u>LEVY</u>	<u>% COLLECTED</u>	<u>UNCOLLECTED</u>
2018	\$20,128.15	\$30,418.37	66.17%	\$10,290.22	
2017	\$29,188.45	\$29,935.90	97.50%	\$747.45	

RESPECTFULLY,



Necole E. Richard  
 Tax Collector

VENDOR 1180 REAL-PERSONAL  
TOWN OF BELWOOD

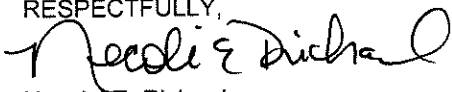
<u>YEAR</u>	<u>TAXES COLLECTED</u>	<u>MONTH OF</u>	<u>SEPTEMBER</u>
DEF REV	\$0.00		2018
2018	\$1,141.62		
2017			
2016			
2015			
2014			
2013			
2012			
2011			
2010			
2009			
2008			

ACCOUNT NOS.

SUB TOTAL	\$1,141.62	
DISCOUNT	(\$1.08)	
INTEREST		
TOLERANCE	(\$0.05)	
TOTAL	\$1,140.49	092.000.2.240.00
2% COLL FEE	(\$22.81)	010.413.4.540.00
TOTAL	\$1,117.68	

<u>YEAR</u>	<u>TAXES COLLECTED THRU</u>	<u>LEVY</u>	<u>% COLLECTED</u>	<u>UNCOLLECTED</u>
2018	09/30/18 \$11,596.25	\$23,115.00	50.17%	\$11,518.75

RESPECTFULLY,



Necole E. Richard  
Tax Collector



VEHICLES	TOTAL TAXES COLLECTED SEPTEMBER 2018		
	DEF REV	\$0.00	
	2018	\$0.00	
	2017	\$0.00	
	2016	\$0.00	
	2015	\$0.00	
	2014	\$0.00	
	2013	\$360.51	
	2012	\$266.50	
	2011	\$47.93	
	2010	\$53.39	
	2009	\$79.66	
	2008	\$3.31	
	TOTAL	\$811.30	
	INTEREST	\$296.74	\$0.00
	FEES	\$385.21	
	TOLERANCE	(\$1.24)	
	TOTAL	\$1,492.01	

**TOTAL TAXES UNCOLLECTED SEPTEMBER 2018**

2018	\$0.00
2017	\$0.00
2016	\$0.00
2015	\$0.00
2014	\$0.00
2013	\$66,488.64
2012	\$75,867.83
2011	\$57,143.95
2010	\$53,894.49
2009	\$50,901.10
2008	\$0.00
TOTAL	\$304,296.01

Percentage	Real Property			
Revenue	Unit: 010			
	2018-2019	2017-2018	2016-2017	2015-2016
July	4.45%	3.79%	2.32%	6.34%
August	55.65%	55.63%	55.60%	53.72%
September	57.88%	58.57%	57.37%	54.98%
October		56.43%	54.98%	53.36%
November		59.42%	58.00%	56.28%
December		72.67%	73.13%	81.61%
January		93.74%	93.07%	92.44%
February		95.94%	95.48%	95.12%
March		97.03%	96.96%	96.46%
April		97.60%	97.58%	97.22%
May		97.98%	98.20%	97.80%
June		98.28%	98.42%	98.23%

# COUNTY OF CLEVELAND, NORTH CAROLINA

## AGENDA ITEM SUMMARY

---

### September 2018 Abatements and Supplements

---

**Department:** Tax Administration

**Agenda Title:** September 2018 Abatements and Supplements

**Agenda Summary:**

**Proposed Action:**

---

#### ATTACHMENTS:

File Name	Description
<input type="checkbox"/> abate_supp_report_phyliss_aug_2018.pdf	Sept 2018 Abates and Suppl
<input type="checkbox"/> Pending_Refunds_and_Releases_10-18.pdf	Pending Refunds/Releases

ABATEMENTS & SUPPLEMENTS

PROPERTY AND HE

MONTH | AUGUST 2018-2019

DISTRICT	FUND	2019	2018	2017	2016	2015
<u>COUNTY GE</u>	<u>10</u>	ABATEMENTS	(28,055.34)	(21,586.51)	(21,586.51)	
		SUPPLEMENTS	19,202.28			
		HB ABATEMENTS				
		HB SUPPLEMENTS				
<u>CONSOLIDA</u>	<u>20</u>	ABATEMENTS	(7,383.00)	(5,680.66)	(5,680.66)	
		SUPPLEMENTS	5,053.28			
		HB ABATEMENTS				
		HB SUPPLEMENTS				
<u>COUNTY FII</u>	<u>28</u>	ABATEMENTS	(199.14)			
		SUPPLEMENTS	987.54			
		HB ABATEMENTS				
		HB SUPPLEMENTS				
<u>COUNTY SC</u>	<u>71</u>	ABATEMENTS				
		SUPPLEMENTS				
		HB ABATEMENTS				
		HB SUPPLEMENTS				
<u>SHELBY SC</u>	<u>72</u>	ABATEMENTS				
		SUPPLEMENTS				
		HB ABATEMENTS				
		HB SUPPLEMENTS				
<u>KINGS MTN</u>	<u>73</u>	ABATEMENTS				
		SUPPLEMENTS				
		HB ABATEMENTS				
		HB SUPPLEMENTS				
<u>FALLSTON I</u>	<u>74</u>	ABATEMENTS				
		SUPPLEMENTS	78.26			
		HB ABATEMENTS				
		HB SUPPLEMENTS				
<u>LATTIMORE</u>	<u>75</u>	ABATEMENTS	(10.31)			
		SUPPLEMENTS	3.01			
		HB ABATEMENTS				
		HB SUPPLEMENTS				
<u>RIPPY FIRE</u>	<u>76</u>	ABATEMENTS	(2.63)			

		SUPPLEMENTS		6.70			
		HB ABATEMENTS					
		HB SUPPLEMENTS					
TOTAL ABA	10-76		0.00	(35,650.42)	(27,267.17)	(27,267.17)	0.00
TOTAL SUP	10-76		0.00	25,331.07	0.00	0.00	0.00
TOTAL HB A	10-76		0.00	0.00	0.00	0.00	0.00
TOTAL HB S	10-76		0.00	0.00	0.00	0.00	0.00

CITY OF SH	77	ABATEMENTS		(18484.24)	(18,829.50)	(18,829.50)	
		SUPPLEMENTS		6,819.07			
		HB ABATEMENTS					
		HB SUPPLEMENTS					
TOTAL ABA	77		0.00	(18484.24)	(18,829.50)	(18,829.50)	0.00
TOTAL SUP	77		0.00	6,819.07	0.00	0.00	0.00

TOWN OF B	78	ABATEMENTS		(2,015.50)			
		SUPPLEMENTS		128.15			
		HB ABATEMENTS					
		HB SUPPLEMENTS					
TOTAL ABA	78		0.00	(2,015.50)	0.00	0.00	0.00
TOTAL SUP	78		0.00	128.15	0.00	0.00	0.00

TOWN OF G	79	ABATEMENTS					
		SUPPLEMENTS					
		HB ABATEMENTS					
		HB SUPPLEMENTS					
TOTAL ABA	79		0.00	0.00	0.00	0.00	0.00
TOTAL SUP	79		0.00	0.00	0.00	0.00	0.00

CITY OF KIN	80	ABATEMENTS		(2,577.93)			
		SUPPLEMENTS		604.36			
		HB ABATEMENTS					
		HB SUPPLEMENTS					
TOTAL ABA	80		0.00	(2577.93)	0.00	0.00	0.00
TOTAL SUP	80		0.00	604.36	0.00	0.00	0.00

TOWN OF L	81	ABATEMENTS					
		SUPPLEMENTS		10.87			
		HB ABATEMENTS					
		HB SUPPLEMENTS					
TOTAL ABA	81		0.00	0.00	0.00	0.00	0.00
TOTAL SUP	81		0.00	10.87	0.00	0.00	0.00

UPPER CLE'	82	ABATEMENTS		(45.28)			
		SUPPLEMENTS		285.86			

		HB ABATEMENTS					
		HB SUPPLEMENTS					
TOTAL ABA	82		0.00	(45.28)	0.00	0.00	0.00
TOTAL SUP	82		0.00	285.86	0.00	0.00	0.00

<u>TOWN OF K</u>		<u>83</u>	ABATEMENTS					
			SUPPLEMENTS					
			HB ABATEMENTS					
			HB SUPPLEMENTS					
TOTAL ABA	83		0.00	0.00	0.00	0.00	0.00	0.00
TOTAL SUP	83		0.00	0.00	0.00	0.00	0.00	0.00

<u>TOWN OF F</u>		84	ABATEMENTS						
			SUPPLEMENTS						
			HB ABATEMENTS						
			HB SUPPLEMENTS						
TOTAL ABA	84		0.00	0.00	0.00	0.00	0.00		
TOTAL SUP	84		0.00	0.00	0.00	0.00	0.00		

<u>TOWN OF E.</u> 85		ABATEMENTS					
		SUPPLEMENTS					
		HB ABATEMENTS					
		HB SUPPLEMENTS					
TOTAL ABA	85		0.00	0.00	0.00	0.00	0.00
TOTAL SUP	85		0.00	0.00	0.00	0.00	0.00

<u>TOWN OF P</u>		86	ABATEMENTS					
			SUPPLEMENTS					
			HB ABATEMENTS					
			HB SUPPLEMENTS					
TOTAL ABA	86		0.00	<b>0.00</b>	0.00	0.00	0.00	
TOTAL SUP	86		0.00	0.00	0.00	0.00	0.00	

TOWN OF L		87	ABATEMENTS		(31.48)			
			SUPPLEMENTS		440.63			
			HB ABATEMENTS					
			HB SUPPLEMENTS					
TOTAL ABA	87		0.00	(31.48)	0.00	0.00	0.00	
TOTAL SUP	87		0.00	440.63	0.00	0.00	0.00	

<u>TOWN OF C</u> 88		ABATEMENTS					
		SUPPLEMENTS					
		HB ABATEMENTS					
		HB SUPPLEMENTS					
TOTAL ABA	88		0.00	0.00	0.00	0.00	0.00
TOTAL SUP	88		0.00	0.00	0.00	0.00	0.00

TOWN OF W	89	ABATEMENTS					
		SUPPLEMENTS					
		HB ABATEMENTS					
		HB SUPPLEMENTS					
TOTAL ABA	89		0.00	0.00	0.00	0.00	0.00
TOTAL SUP	89		0.00	0.00	0.00	0.00	0.00

TOWN OF P	91	ABATEMENTS	(57.15)				
		SUPPLEMENTS					
		HB ABATEMENTS					
		HB SUPPLEMENTS					
TOTAL ABA	91		0.00	(57.15)	0.00	0.00	0.00
TOTAL SUP	91		0.00	0.00	0.00	0.00	0.00

TOWN OF B	92	ABATEMENTS					
		SUPPLEMENTS	7.35				
		HB ABATEMENTS					
		HB SUPPLEMENTS					
TOTAL ABA	92		0.00	0.00	0.00	0.00	0.00
TOTAL SUP	92		0.00	7.35	0.00	0.00	0.00

S/W COLLEC	54	ABATEMENTS	(368.03)				
		SUPPLEMENTS	794.59				
		HB ABATEMENTS					
		HB SUPPLEMENTS					
TOTAL ABA	54		0.00	(368.03)	0.00	0.00	0.00
TOTAL SUP	54		0.00	794.59	0.00	0.00	0.00

TOTAL REG	10-92		0.00	(59,230.03)	(46,096.67)	(46,096.67)	0.00
TOTAL REG	10-92		0.00	34,421.95	0.00	0.00	0.00
TOTAL HB A	10-92		0	0.00	0.00	0.00	0.00
TOTAL HB S	10-92		0.00	0.00	0.00	0.00	0.00

PAGE TOTAL	10-92	ABATEMENT	0.00	(59,230.03)	(46,096.67)	(46,096.67)	0.00
PAGE TOTAL	10-92	SUPPLEMENT	0.00	34,421.95	0.00	0.00	0.00

MONTHLY GRAND TOTAL ABATEMENT (151,423.37)  
MONTHLY GRAND TOTAL SUPPLEMENT 34,421.95

CHRIS GREEN  
TAX ASSESSOR

[illegible]



0.00	0.00	0.00	0.00	0.00	0.00	0.00	0.00	0.00
0.00	0.00	0.00	0.00	0.00	0.00	0.00	0.00	0.00
0.00	0.00	0.00	0.00	0.00	0.00	0.00	0.00	0.00
0.00	0.00	0.00	0.00	0.00	0.00	0.00	0.00	0.00
0.00	0.00	0.00	0.00	0.00	0.00	0.00	0.00	0.00
0.00	0.00	0.00	0.00	0.00	0.00	0.00	0.00	0.00
0.00	0.00	0.00	0.00	0.00	0.00	0.00	0.00	0.00
0.00	0.00	0.00	0.00	0.00	0.00	0.00	0.00	0.00
0.00	0.00	0.00	0.00	0.00	0.00	0.00	0.00	0.00
0.00	0.00	0.00	0.00	0.00	0.00	0.00	0.00	0.00
0.00	0.00	0.00	0.00	0.00	0.00	0.00	0.00	0.00
0.00	0.00	0.00	0.00	0.00	0.00	0.00	0.00	0.00
0.00	0.00	0.00	0.00	0.00	0.00	0.00	0.00	0.00
0.00	0.00	0.00	0.00	0.00	0.00	0.00	0.00	0.00





[illegible]

0.00	0.00	0.00	0.00
0.00	0.00	0.00	0.00
0.00	0.00	0.00	0.00
0.00	0.00	0.00	0.00
0.00	0.00	0.00	0.00
0.00	0.00	0.00	0.00

0.00	0.00	0.00	0.00
0.00	0.00	0.00	0.00

0.00	0.00	0.00	0.00
0.00	0.00	0.00	0.00

0.00	0.00	0.00	0.00
0.00	0.00	0.00	0.00

0.00	0.00	0.00	0.00
0.00	0.00	0.00	0.00


0.00	0.00	0.00	0.00
0.00	0.00	0.00	0.00

0.00	0.00	0.00	0.00
0.00	0.00	0.00	0.00

0.00	0.00	0.00	0.00
0.00	0.00	0.00	0.00

0.00	0.00	0.00	0.00
0.00	0.00	0.00	0.00

0.00	0.00	0.00	0.00
0.00	0.00	0.00	0.00

0.00	0.00	0.00	0.00
0.00	0.00	0.00	0.00

0.00	0.00	0.00	0.00
0.00	0.00	0.00	0.00

\_\_\_\_\_

0.00	0.00	0.00	0.00
0.00	0.00	0.00	0.00

\_\_\_\_\_

\_\_\_\_\_

\_\_\_\_\_

\_\_\_\_\_

0.00	0.00	0.00	0.00
0.00	0.00	0.00	0.00

0.00	0.00	0.00	0.00
0.00	0.00	0.00	0.00

0.00	0	0	0
0.00	0	0	0
0.00	0.00	0.00	0.00
0.00	0.00	0.00	0.00
0.00	0	0	0
0.00	0	0	0

0.00	0	0	0
0.00	0	0	0

<b>PENDING REFUNDS / RELEASES (RECOMMENDED FOR APPROVAL)</b>					
01/09/2024	01/09/2024	01/09/2024	01/09/2024	01/09/2024	01/09/2024

October 16, 2018

The following requests have been reviewed by the County Assessor and found to be in order. They are hereby submitted for approval by the Cleveland County Board of Commissioners per G.S. 105-381. Supporting documentation is on file in the County Assessor's Office. Staff Recommendation: Approve Requests.

[illegible]

PENDING REFUNDS / RELEASES (RECOMMENDED TO DENY)									
--------------------------------------------------	--	--	--	--	--	--	--	--	--

October 16, 2018

The following requests have been reviewed by the County Assessor and Senior Staff Attorney. It is their opinion that the stated request does not constitute a valid defense to the tax imposed or any part thereof, as provided in G.S. 105-381. Supporting documentation is on file in the County Assessor's Office. Staff recommendation: Deny requests.

[illegible]



**COUNTY OF CLEVELAND, NORTH CAROLINA**

**AGENDA ITEM SUMMARY**

---

**Agricultural Economic Development Update**

---

**Department:**

**Agenda Title:** Agricultural Economic Development Update

**Agenda Summary:** Greg Traywick, Extension Director

**Proposed Action:**

---

**ATTACHMENTS:**

File Name

Description

No Attachments Available

# COUNTY OF CLEVELAND, NORTH CAROLINA

## AGENDA ITEM SUMMARY

---

### Sale of County Auctioned Property

---

**Department:**

**Agenda Title:** Sale of County Auctioned Property

**Agenda Summary:** Phyllis Nowlen, Clerk to the Board

**Proposed Action:**

---

#### ATTACHMENTS:

File Name

Description

No Attachments Available

# COUNTY OF CLEVELAND, NORTH CAROLINA

## AGENDA ITEM SUMMARY

---

### Resolution Approving Conveyance of Property to the City of Kings Mountain

---

**Department:**

**Agenda Title:** Resolution Approving Conveyance of Property to the City of Kings Mountain

**Agenda Summary:** Elliot Engstrom, Senior Staff Attorney

**Proposed Action:**

---

#### ATTACHMENTS:

File Name	Description
<input type="checkbox"/> DRAFT_Resolution_conveying_to_KM_2018.pdf	Reslotion COnveying Property to Kings Mountain
<input type="checkbox"/> Staff_Report_October_16_Meeting.doc	Resolutions Staff Report

12-2018

**Resolution Approving Conveyance of Property to Another Unit of  
Government in North Carolina Pursuant to G.S. 160A-274**

WHEREAS, Cleveland County owns properties at 106, 107, 108, and 109 Myers Street in Kings Mountain, parcel numbers 13347, 8460, 8450, and 44093; and

WHEREAS, North Carolina General Statute § 160A-274 authorizes a governmental unit in this state to exchange with, lease to, lease from, sell to, or purchase from any other governmental unit any interest in real or personal property upon such terms and conditions as the governmental unit deems wise, with or without consideration; and

WHEREAS, Cleveland County has determined that it is in the best interest of Cleveland County to convey the above-mentioned properties to the City of Kings Mountain, and deems it wise to do so for no consideration.

THEREFORE, THE CLEVELAND COUNTY BOARD OF COMMISSIONERS RESOLVES THAT:

1. Cleveland County hereby conveys to the City of Kings Mountain the following four properties:

	<b>Street Address</b>	<b>Parcel Number</b>
<b>Property 1</b>	106 Myers Street, Kings Mountain, NC 28086	13347
<b>Property 2</b>	107 Myers Street, Kings Mountain, NC 28086	8460
<b>Property 3</b>	108 Myers Street, Kings Mountain, NC 28086	8450
<b>Property 4</b>	109 Myers Street, Kings Mountain, NC 28086	44093

2. The property herein described shall be conveyed for no consideration.
3. The Chairman of this Board is authorized to execute all documents necessary to convey the property in the manner authorized by this Resolution.

Adopted this the 16<sup>th</sup> day of October, 2018.

## **STAFF REPORT**

To: Board of Commissioners Date: October 10, 2018

Via: Brian Epley, County Manager

From: Elliot Engstrom, Senior Staff Attorney

Subject: County-Owned Properties

### **Summary Statement:**

Staff recommends (1) conveying certain real property to the City of Kings Mountain for no consideration and (2) authorizing the sale of bricks from the Dover Mill for one dollar per brick.

### **Review:**

- (1) The County owns four properties located on Myers Street in Kings Mountain. In the opinion of County staff, these properties are of no use to the County, yet the County continues to bear the costs of their upkeep. Meanwhile, the City of Kings Mountain has indicated that it could make beneficial use of these properties. In this situation, the General Statutes authorize the County to convey the properties to Kings Mountain for no consideration. Staff recommends doing so via the attached resolution.
- (2) The County also anticipates that it may soon own bricks from the historic Doran Mill, which will soon be demolished. Such bricks may have sentimental value to members of the public. Should the County acquire any of these bricks, the attached resolution will allow the County to sell these bricks for one dollar. Staff would suggest simply giving these bricks away to the public, but there is no statute that authorizes the County to do so. Selling the bricks for one dollar ensures compliance with the General Statutes.

### **Attachments:**

- (1) Resolution authorizing conveyance of properties to City of Kings Mountain.
- (2) Resolution authorizing sale of bricks from Dover Mill for one dollar per brick.

### **Actions Requested**

- (1) Pass the resolution authorizing conveyance of properties to City of Kings Mountain.
- (2) Pass the resolution authorizing sale of bricks from Dover Mill for one dollar per brick.

###

# COUNTY OF CLEVELAND, NORTH CAROLINA

## AGENDA ITEM SUMMARY

---

### Partners Behavioral Health Board

---

**Department:**

**Agenda Title:** Partners Behavioral Health Board

**Agenda Summary:** Phyllis Nowlen, Clerk to the Board

**Proposed Action:**

---

**ATTACHMENTS:**

File Name

Description

No Attachments Available

**COUNTY OF CLEVELAND, NORTH CAROLINA**

**AGENDA ITEM SUMMARY**

---

**Adjourn**

---

**Department:**

**Agenda Title:**

**Agenda Summary:** The next meeting of the Cleveland County Board of Commissioners will be held on Tuesday, November 6, 2018 at 6:00pm in the Commissioners Chamber.

**Proposed Action:**

---

**ATTACHMENTS:**

File Name

Description

No Attachments Available